



Connectors > PCB Connectors > Backplane Connectors > Hard Metric Connectors



PCB Connector Assembly Type: **PCB Mount Receptacle**

Data Rate: ≤ 1 Gb/s

Number of Rows: **6**

Number of Positions: **110**

Centerline (Pitch): **2 mm**

Features

Product Type Features

Backplane Interface Type	2mm HM
Ground Component Type	Ground Return Shielding, Grounding Contact
PCB Connector Assembly Type	PCB Mount Receptacle
Connector & Contact Terminates To	Printed Circuit Board

Configuration Features

Number of Rows	6
Number of Positions	110
PCB Mount Orientation	Right Angle

Signal Characteristics

Crosstalk Version	Reduced
Data Rate	≤ 1 Gb/s

Contact Features

Feedthrough Post Length	3.3 mm
Contact Type	Socket
Contact Underplating Material	Nickel
PCB Contact Termination Area Plating Material	Tin-Lead
Contact Base Material	Phosphor Bronze
CompactPCI Designation	None



Contact Mating Area Plating Material	Gold
--------------------------------------	------

Termination Features

Termination Method to Printed Circuit Board	Through Hole - Press-Fit
---	--------------------------

Mechanical Attachment

Mating Alignment Type	Multi-Purpose Center
-----------------------	----------------------

Housing Features

Housing Material	Polyester - GF
------------------	----------------

Centerline (Pitch)	2 mm
--------------------	------

Housing Color	Gray
---------------	------

Dimensions

Backplane Module Length	49.9 mm
-------------------------	---------

Operation/Application

Shielded	Yes
----------	-----

Industry Standards

UL Flammability Rating	UL 94V-0
------------------------	----------

AdvancedTCA Specified Product	No
-------------------------------	----

Packaging Features

Packaging Quantity	11
--------------------	----

Packaging Method	Tube
------------------	------

Other

Comment	Row Configuration 5+1
---------	-----------------------

Product Compliance

[For compliance documentation, visit the product page on TE.com>](#)

EU RoHS Directive 2011/65/EU	Not Yet Reviewed
------------------------------	------------------

EU ELV Directive 2000/53/EC	Not Yet Reviewed
-----------------------------	------------------

China RoHS 2 Directive MIIT Order No 32, 2016	Not reviewed for China RoHS compliance
---	--

EU REACH Regulation (EC) No. 1907/2006	Current ECHA Candidate List: JUNE 2022 (224) Not Yet Reviewed
--	--

Halogen Content	Not Low Halogen - contains Br or Cl > 900 ppm.
-----------------	--

Solder Process Capability	Not applicable for solder process capability
---------------------------	--


Product Compliance Disclaimer

This information is provided based on reasonable inquiry of our suppliers and represents our current actual knowledge based on the information they provided. This information is subject to change. The part numbers that TE has identified as EU RoHS compliant have a maximum concentration of 0.1% by weight in homogenous materials for lead, hexavalent chromium, mercury, PBB, PBDE, DBP, BBP, DEHP, DIBP, and 0.01% for cadmium, or qualify for an exemption to these limits as defined in the Annexes of Directive 2011/65/EU (RoHS2). Finished electrical and electronic equipment products will be CE marked as required by Directive 2011/65/EU. Components may not be CE marked. Additionally, the part numbers that TE has identified as EU ELV compliant have a maximum concentration of 0.1% by weight in homogenous materials for lead, hexavalent chromium, and mercury, and 0.01% for cadmium, or qualify for an exemption to these limits as defined in the Annexes of Directive 2000/53/EC (ELV). Regarding the REACH Regulations, TE's information on SVHC in articles for this part number is still based on the European Chemical Agency (ECHA) 'Guidance on requirements for substances in articles' (Version: 2, April 2011), applying the 0.1% weight on weight concentration threshold at the finished product level. TE is aware of the European Court of Justice ruling of September 10th, 2015 also known as O5A (Once An Article Always An Article) stating that, in case of 'complex object', the threshold for a SVHC must be applied to both the product as a whole and simultaneously to each of the articles forming part of its composition. TE has evaluated this ruling based on the new ECHA "Guidance on requirements for substances in articles" (June 2017, version 4.0) and will be updating its statements accordingly.

Also in the Series | Z-PACK 2mm HM




Backplane Coding Keys(60)



Backplane Connector Housings(4)




Backplane Guide Hardware(37)




Backplane Power Connectors(6)



Board-to-Board Connector Contacts(2)




Hard Metric Backplane Connectors (269)



High Speed Backplane Connectors(1)



Insertion & Extraction Tools(2)



PCB Connector Covers(4)



PCB Connector Shrouds(39)



PCB Ferrules & Shields(19)



Rectangular Power Connectors(87)

Documents

Product Drawings



FEMALE CONNECTOR TYPE A WITH SHIELD,Z-PA

English

CAD Files

3D PDF

3D

Customer View Model

[ENG_CVM_CVM_1746992-1_O.2d_dxf.zip](#)

English

Customer View Model

[ENG_CVM_CVM_1746992-1_O.3d_igs.zip](#)

English

Customer View Model

[ENG_CVM_CVM_1746992-1_O.3d_stp.zip](#)

English

By downloading the CAD file I accept and agree to the [Terms and Conditions](#) of use.

Product Specifications

Application Specification

English